



Door Styles





fine custom cabinetry

We are pleased to present an extraordinary offering of cabinet door styles. At Elmwood, we endeavor to provide finely crafted and custom door styling to suit any imagination and budget. Enjoy the following pages of distinct and dramatic choices of our luxurious line-up of cabinet fronts. At Elmwood we are always fresh, up-to-date, and ready to assist you in designing prestigious product for your new cabinetry. Should you require a door style not included in this catalog, please contact us and we will create a custom door style for you.

1

Cover: Marquesa door style in Cherry with a Cremini finish.




This charming little ladies room is fit for a Princess! The cabinetry is our Full Access Frameless cabinet construction with the Effingham door style in Knotty Alder finished with our Estate Hazelnut finish.

Design: Elmwood Fine Custom Cabinetry. Photography: f8images.

www.elmwood

Aero



Engineered Gunmetal Ebony Natural

Alexandria



Cherry /Olive Ash Burl, Cabernet Java

Antoinette



Cherry, Gunstock Burnish

Amelia



Cherry, Muskoka Burnish

Apex



MDF, White Hydra Gloss w/ Stainless Handle

ARD3



Anodized Aluminum Frame with Satin Glass Insert

ARD3S



Aluminum, Stainless Steel Finish, Quattro Carbon Insert

ARD6



Anodized Aluminum Frame with Mocha Zenolite Insert

Ashbury



MDF, Portobello Fudge

Augusta



Maple, Nutmeg Fudge

Aurora




Rift Cut White Oak, Ceruse

Baron



Maple, Chablis Java

Brucedale



MDF, Macadamia

Bern



Channel Series Cabinet, Quarter Cut White Oak, Soy Stain, w/ stainless steel channel

Brigantine



MDF, Alabaster

3

Brighton




Paint Grade, White Oyster

Brittany



Clear Alder, Estate Hazelnut

Broadway



Maple, Porcelain

Cambridge



Maple, Latte

Camden



Mahogany, Chablis Java, Distressed

Cartier




Knotty Alder, Vintage Dockside

Chamberlain



Maple, Nutmeg Fudge

Chelsea



MDF, White

Chicago



Maple, Ebony

Classic



Maple, Cappuccino

Country



MDF, Knight's Armor

Coventry



Maple, Woodbridge Heirloom

Dakota



MDF, Portobello Fudge

Edgewood



MDF, Alabaster

Effingham



Maple, Tuscan Canvas

Elan



MDF, Vienna Fog Oyster

Empire



Walnut, Natural Dusk, Square Inset Frame

Essex



Maple, Sable Java, Distressed

Federal



Maple, Cinnamon

Fenwick



Paint Grade, White

5

Forest Hill



Paint Grade, Antique White

Frederickton




Maple, Cinnamon

Geneva



Cherry, Chestnut Burnish

Georgetown



Maple, Nutmeg Java

Hampshire



Cherry, Cabernet Burnish

Hampton



Paint Grade, Dove White, Single Bead Inset, Polished Nickel Hinges

Harmon



Paint Grade, White Matte, Square Inset Cabinet, Finial Hinge

Chamberlain / Harmony



Chamberlain Door Style with Harmony Wood Panel Upgrade, Cherry, Vintage Aged Cognac

Harrisburg



Walnut, Natural Java Matte, Square Inset Cabinet, Finial Hinge

Heartland



MDF, Limestone

Henderson



Paint Grade, Dove White Matte, Single Bead Inset Cabinet, Finial Hinge

Hilles




Maple, Bordeaux Burnish

Hudson



Quarter Cut White Oak, Natural, Square Inset Cabinet, Finial Hinge

Hutchinson



Cherry, Vintage Aged Cognac

Imperial



Maple, Nutmeg Fudge

Ion



High Gloss Acrylic, Black

Jamestown



Maple, Soy

Kensington



Maple, Brandied Peach

Kingston



MDF, Portobello

Knoxville



Maple, Old English Heirloom

7

Kyoto



Rift Cut Red Oak, Ebony

Lancaster




Maple, Chantrelle, Single Bead Inset, Oil Rubbed Bronze Hinge

Lexington



Maple, Gunstock Fudge

Lincoln



Maple, Tannery


Louver



Maple, Chablis Java

www.elmwood

Loyalist



Maple, Ebony

Malibu



Maple, Graphite

Malpensa



Walnut, Natural

Maranello




Paint Grade, Dove White

Marquesa



Cherry, Cremini

Marston



Cherry, Sable Java

Matrix




Melamine, Bleached Oak Faux Wood

Maxwell



Maple, Pewter

Mesa




Cherry, Morell Burnish

Messina



Caramel Bamboo, Natural, with Thatch Insert

Metro



Maple, Soy

Milano




MDF, White

Mirage




Maple, Dove White Matte

Mission



Textured Quarter Cut White Oak,
Chantrelle

Monaco



Maple, Muskoka

Montana



MDF, Sagebrush

Montego Bay



Clear Alder, Old English Heirloom

Munroe




Paint Grade, Alabaster

Napa



Engineered Macassar Ebony, Natural

Naples



High Pressure Laminate, Dark Zebrano

Nassau




Melamine, Bleached Oak Faux Wood

New Haven



Textured Rift Cut Red Oak, Black Paint

Newport



Caramel Bamboo, Natural

Norfolk



Maple, Vintage Linen Antique Brushstroke

Normandy



Maple, White Oyster

Odessa



Melamine, Bleached Walnut Faux Wood

Orillia



High Pressure Laminate, White

Pacifica



Cherry, Natural

Palermo



Maple, Natural Java

Pelham



Walnut, Natural

Princeton



Cherry, Natural Fudge

Providence



Cherry, Gunstock Sand

Queenston



Paint Grade, White

Raton




MDF, Taupe

Rochester



MDF, Muslin

Rosedale 2 Tone



Maple/Cherry, Vintage Corriander
Antique Brushstroke with Chestnut
Burnish Insert

Roxborough



Maple, Dijon

Savannah



MDF, Tuscan Canvas

Sedona



Maple, Harvest

Senza




Channel Series Cabinet, Creamy Mocha,
Natural, w/ Matching Channel

Shaker



Maple, Golden

Sonoma



Cherry, Cabernet

Stainless Steel



Brushed Stainless Steel

Staffordshire



Cherry, Chestnut Java

Stanford




Cherry, Harvest Java

Stockholm



Maple, Nutmeg Sand

Stratford



Cherry, Nutmeg Burnish

Stuttgart



Maple, Natural Sand

Venice



MDF, Limestone

Venice with Cane Insert



Cherry, Old English Heirloom

Venice with Lattice Insert



Cherry, Gunstock Sand

Ventura



MDF, Porcelain

Veranda



MDF, Sagebrush Burnish

Viceroy



Cherry, Nutmeg Sand

Willowdale



Clear Alder, Driftwood

Woodglen



MDF, Woodbridge Chocolate

Woodstock



MDF, Woodbridge



Shown above is an image of our finial hinge board. These hinges can be used on our Inset frame cabinet constructions. The top hinges can be used for 3/4" thick doors, while the lower hinges can be used on our 5/4 doors.



14

The cabinetry shown above is our All Wood Full Access Frameless cabinet construction with our Chamberlain Maple door style finished with Vintage Wedgewood Antique Brushstroke. The sink cabinet is accented with Antique Copper Woven Wire Mesh shown in a Single Bead Inset cabinet.

Design: Nancy Fournier, Northern Living Kitchen and Bath. Photography: f8images.

kitchens.com



elmwood
fine custom cabinetry



Cartier, Knotty Alder, Vintage
Weathered Serengetti



Cartier, Knotty Alder, Vintage
Weathered Etruscan



Geneva, Maple, Vintage November
Rain



Cartier, Knotty Alder, Vintage
Renaissance White



Cartier, Knotty Alder, Vintage
Dockside



Essex, Knotty Alder, Vintage
Weathered Carmine

www.elmwoodkitchens.com

Scan to visit our Website:

Also, visit us at:



Copyright March 2013, All Rights Reserved.

Copyright belongs to The Elmwood Group Limited, our Dealers and Photographers. All unlawful reproduction in whole or in part of this catalog is strictly prohibited without express written consent from The Elmwood Group Limited. Specifications subject to change without notice. Print colors may vary from actual samples.

