



GREAT
Inspirations

GRANDIOR
CUSTOM CABINETRY





TABLE OF Contents

About Grandior Custom Cabinetry	5
Overlay and Inset Options	6
Wood Selections.....	13
Enhance and Accessorize.....	18
Get Organized	19
Other Spaces.....	21
Environmental Stewardship.....	22
Product Line Specifications.....	23







FrostyWhite - Maple



Shakertown II Standard Overlay - Rustic Hickory - Java

ABOUT Grandior Custom Cabinetry

Grandior Custom Cabinetry has been making handcrafted cabinetry that offers quality, functionality and creative freedom to your cabinetry projects. Its vast selection of diverse cabinetry and endless options are designed specifically to meet your unique needs. Your cabinetry will be custom made with care, offering you the best service and selection, while maintaining a competitive price.

Grandior Custom Cabinetry is committed to supplying the finest quality and is teamed with our local dealers to assure that you will have the skilled direction and creative input of a qualified cabinetry professional.

Designing your new Grandior Custom Cabinetry kitchen is a uniquely personal pursuit. Kitchens have evolved from its purely functional origins placed in a far-off corner of the home, to center stage as the heart of the home. As such, the kitchen goes beyond conventional boundaries of function, and should be a reflection of your personal taste and style as well as a place where your friends and family congregate.

Located in the heartland of Wisconsin, the strength of our company lies within the sensitivity to the needs of our customer. Our cabinets are proudly made here in the USA using domestic materials whenever possible and are ESP Certified by the Kitchen Cabinet Manufacturers of America (KCMA) to insure environmental sustainability.

Overlay and Inset

OPTIONS

Grandior Custom Cabinetry offers five overlay and inset options to choose from. When combined with the largest selection of unique door styles, you have the flexibility to create a look that is distinctly yours.

What is the difference between overlay and inset, you ask? Door styles that overlay do just that, they lay on the surface of the cabinet face frame covering the opening. With inset, the doors will set flush with the face frame setting within the cabinet openings allowing full view of the cabinet frame.

If an overlay style is your preference, there are three options to choose from — standard, full and enhanced full. Each option will allow for a distinct amount of face frame exposure. All of our door styles are available in any of these overlays.





STANDARD OVERLAY is the most economical option available and has the most defining detail with a consistent strip of the frame visible across the entire face of the cabinets. With the door leaving half of the face frame exposed, this type of cabinetry design is the most traditional and can be combined with any door style.



FULLOVERLAY

Has a clean, continuous appearance with more coverage of the face frame than that of standard overlay. The small $\frac{1}{4}$ " reveal of the face frame is found on the sides and bottom of the doors. When paired with any flat or raised panel doors, full overlay creates an extra sense of elegance or formality in the kitchen.



Nantucket Full Overlay - Maple - Antique White




Metro Enhanced Full Overlay - Cherry - Java



ENHANCED FULL OVERLAY

Is an extension of the coverage found on full overlay leaving a 1/2" reveal at the top of the base cabinet for a more uniform appearance.

When it comes to inset cabinetry, two style options are available — inset and beaded inset. With this type of cabinet and its many door styles available, the hinge style can either be concealed or exposed providing more design choices. Part of what makes this cabinet style so visually impressive is the level of craftsmanship required for the look and quality of inset doors. There are some considerations with inset style due to the door setting within the cabinet frame rather than on its exterior. This will provide a smaller amount of storage space making storage of large items a bit more challenging. Also pulls or knobs are necessary in order to open the inset door.



Independence Inset - Rustic Hickory—Java (island)
Shakertown II Inset - Maple - Frosty White (perimeter)



Shakertown II Inset - Maple - Frosty White



INSET, also referred to as flush, plain or square inset offers a streamlined smooth appearance with its crisp, clean lines and is ideal for transitional, contemporary or traditional style kitchens.



Trenton Beaded Inset - Maple - Custom finish



BEADED INSET has the same unique characteristics of the flush-style inset however is also embellished with a bead profile surrounding each opening to outline and accentuate the door and drawer.





Trenton & Shakertown IV Inset - Cherry - Natural

Wood Selections


ALDER is similar to cherry, the straight fine grain of alder makes it an attractive and economical choice for cabinetry in your home. The choices for accents, glazed finish, and mullion doors and moldings add the perfect decorative touches to your home cabinetry project.

CHERRY is a very elegant wood with warm tones, and also darkens considerably as it ages. Cherry has a fine grain that often exhibits swirls and a flowing, random pattern that is commonly accentuated by a variety of stain choices for a truly rich appeal. Design elements compliment the wood tone and enhance its function.




Shakertown IV Inset - Cherry - Natural

MAPLE is a hard, close-grained wood that is light colored in appearance and is accepting to light or dark finishes. Like all woods, maple will darken with age, but to a lesser degree than cherry. Maple can take on a subtle mottled appearance when finished in the darker stains.



Shakertown II Grande Inset - Maple - Frosty White (perimeter)
Maple - Custom finish (island)



Nantucket Inset - Hickory - Custom finish


HICKORY is a heavy, dense wood that displays vibrant grain patterns and wide variation in color. Its durability will withstand the lifestyle of the most active family. It is suitable in any setting and is sure to please those who love the true wood look.



Bradford Inset - Maple - Custom finish

RUSTIC HICKORY

For the ultimate in dramatic contrast, rustic hickory is the wood to choose. It's perfect for a rustic cabin or for that just right cozy feeling in any area of your home. Rustic Hickory displays visible knots, mineral, and color variation in the door, frame and end panel.





Shakertown II Standard Overlay - Oak - Cobblestone

OAK is a time-honored favorite that has a prominent, distinctive grain, character and flowing pattern. Red Oak tends toward warm tones, and is very hard with outstanding durability.




Concord Full Overlay - Rustic Alder - Java

RUSTIC ALDER has a cherry-like grain, and displays visible knots, mineral, and color variation in the door, frame and end panel. The size, number and location of these characteristics will naturally vary. It's ideal for a rustic cabin or project design that calls for strong wood characteristics and for that welcoming feeling in any area of your home.

ENHANCE AND Accessorize

Express yourself using the multitude of options to create your own personalized look. Let your imagination come alive. Add a functional island, customized cooking center, decorative turned posts, moldings, glass or stainless steel doors, decorative appliance panels, or other eye catching features, to reflect your personal taste.





GET Organized



Comfort and convenience should be the most important aspects of any room. When designing your kitchen, be certain to select space-saving accessories that will keep your work area organized. With Grandior Custom Cabinetry's extensive array of storage options and accessories, you have endless ways to keep your kitchen efficient in today's busy lifestyle.







Shakertown II Grande Inset - Maple - Frosty White

OTHER Spaces

For your next remodeling or new home project, don't forget to look beyond the kitchen for cabinetry applications that will make your house a beautiful living space. When it comes to creating a home that truly fits you and your lifestyle, using customized cabinetry and millworks in all areas helps to tie an entire home design together.

The entry or mudroom is an important staging and storage area that can help a busy family stay organized. Boot benches and locker cabinetry from Grandior Custom Cabinetry can be specified in a variety of configurations that are especially helpful for today's busy families.

Creating a unique and coordinated bath has never been easier. Grandior Custom Cabinetry has designed bath cabinetry that adds visual interest. The cabinets are designed to provide sufficient storage space and include hampers, wall storage cabinets with mirrors, and vanity height choices to meet your needs.

With the popularity of open floor plans, most new homes have a kitchen that is open to the family room so that the entire family can interact. The kitchen cabinetry, entertainment cabinetry and fireplace can all be designed with Grandior Custom Cabinetry so that the wood, finish and profiles all complement each other and create a cohesive design.



Trenton-3 Standard Overlay - Maple - Custom finish

ENVIRONMENTAL Stewardship

Grandior Custom Cabinetry's dedication to the environment is further advanced by our ESP certification from KCMA (Kitchen Cabinet Manufacturers Association). The ESP (Environmental Stewardship Program) was created to help cabinet manufacturers demonstrate their commitment to environmental sustainability and help consumers easily identify environmentally-friendly products. To qualify for this program and become certified, rigorous requirements must be met in areas such as air quality, resource management and environmental stewardship. Look for the green ESP seal on your Grandior Custom Cabinetry products. This is your assurance that we are doing our part to help preserve our environment. Feel good about your home being a part of the solution, and not contributing to the problem.



Brockton Standard Overlay - Hickory - Custom finish



Nantucket Inset - Maple - Antique White

	Great Lakes Series	Deluxe Series	Classic Series
Face Frames	3/4" Thick x 1-1/2"	3/4" Thick x 1-1/2"	3/4" Thick x 1-1/2"
Cabinet Sides	1/2" industrial grade particle board with natural maple laminate interior. Exposed sides have finished wood veneer to match the cabinet faces.	1/2" plywood with natural maple laminate interior. Exposed sides have finished wood veneer to match the cabinet faces.	1/2" plywood with a natural finished birch wood interior. Exposed sides have finished wood veneer to match the cabinet faces.
Wall Tops and Bottoms	1/2" industrial grade particle board with natural maple laminate on both sides.	1/2" industrial grade particle board with natural maple laminate on both sides.	1/2" plywood with a natural finished birch wood veneer on both sides.
Base Floors	1/2" industrial grade particle board with natural maple laminate interior.	1/2" industrial grade particle board with natural maple laminate interior.	1/2" plywood with a natural finished birch interior.
Cabinet Backs	1/2" industrial grade particle board with natural maple laminate interior.	1/2" plywood with natural maple laminate interior.	1/2" plywood with a natural finished birch interior.
Shelves	3/4" thick industrial grade particle board with a matching natural maple laminate.	3/4" thick industrial grade particle board with a matching natural maple laminate.	3/4" thick industrial grade particle board with a natural Birch wood veneer. Optional: 3/4" plywood.
Drawers	Furniture-quality, 5/8" solid maple drawer box with dovetail construction and 1/4" wood veneered bottom.	Furniture-quality, 5/8" solid maple drawer box with dovetail construction and 1/4" wood veneered bottom.	Furniture-quality, 5/8" solid maple drawer box with dovetail construction and 1/4" wood veneered bottom.
Drawer Guides	7/8" extension, self-adjusting, soft close, tandem under mount. Optional: Full extension, self-adjusting, soft close tandem under mount.	Full extension, self-adjusting, soft close tandem under mount.	Full extension, self-adjusting, soft close tandem under mount.
Sliding Trays	5/8" solid Maple drawer box with dovetail construction and 1/4" wood veneered bottom. 7/8" extension, self-adjusting, tandem under mount. Optional: Full extension, self-adjusting, soft close tandem under mount.	5/8" solid Maple drawer box with dovetail construction and 1/4" wood veneered bottom. Drawer glides are full extension, soft close and under mount.	5/8" solid Maple drawer box with dovetail construction and 1/4" wood veneered bottom. Drawer glides are full extension, soft close and under mount.
Hinges	6-way adjustable, fully-concealed cup hinge. Inset doors are also available with this hinge or with a finial hinge in your choice of four eye-catching finishes.	6-way adjustable, fully-concealed cup hinge. Inset doors are also available with this hinge or with a finial hinge in your choice of four eye-catching finishes.	6-way adjustable, fully-concealed cup hinge. Inset doors are also available with this hinge or with a finial hinge in your choice of four eye-catching finishes.
Warranty	10year	10year	10year

Product specifications subject to change without notice and may vary from information shown above.

Visit Us

Visit our showroom to learn more about our product lines and their construction see the broad spectrum of finishes and door styles available.



Look to Grandior Custom Cabinetry for the style, selection and value you desire to make your new project be a lasting one. Our dedication will provide you with the confidence in the quality and service that you come to expect.

GRANDIOR
CUSTOM CABINETRY

Grandior Custom Cabinetry | 10243 York Road Cockeyville, MD 21030 | (410) 415 – 1451 | www.Grandior.net