

COVERED BRIDGE

CABINETRY™





INTRODUCTION

With over 25 years of experience in cabinetry manufacturing, Covered Bridge Cabinetry's dedicated team of design professionals, artisans, and wood crafting experts take great pride in constructing high quality and high style custom cabinetry. For most home owners, designing a new custom kitchen is a once-in-a-lifetime undertaking in one of the central gathering places of the home. We understand the significance of this moment in life. We build cabinetry that will be strong and beautiful for the full lifetime of your kitchen and beyond.

Our state-of-the-art manufacturing facility allows us to create cabinetry that is completely custom built to your unique style and needs. By using the finest North American hardwoods for all of our door and drawer fronts, we're able to ensure that your cabinetry will be stunning for all the years to come.





DOOR STYLES


Covered Bridge Cabinetry offers a selection of 24 door styles. Our team of designers has carefully chosen each style to match the current trends within the industry, and to look forward to the future of cabinetry design. Each Covered Bridge Cabinetry door style is available in any of our 8 North American hardwood species. Many of our door styles can be customized even further by changing the stile & rail width, as well as the edge profile of the door, to make your kitchen one that is truly unique.



EVERYTHING
IN BETWEEN



BRADFORD



COLORADO



DAVIDSON



DEERFIELD




DELAWARE



FARMINGTON



GALLATIN



GLENWOOD



HANOVER



HOLSTON



JACKSON



JEFFERSON



KENNEBEC




MADISON



MADISON ARCH



MARQUETTE



MISSOURI




NESHANIC



NOBLE



RARITAN



SACRAMENTO



SENECA



THOMPSON



WILLIAMSON



WOOD SPECIES



ALDER
A medium density hardwood with a fine, moderate grain pattern. Pin knots and pin knot clusters are common in this species.



CHERRY
An elegant, multi-colored hardwood, which may contain small knots, pinholes and pitch pockets. Natural or light stains accent these color variations making a distinctive statement in a full kitchen.



HICKORY
A strong, open-grained wood that has a range in color of white, yellow and brown. Pin knots are found in this species.



MAPLE
A strong, close-grained wood that is predominantly off-white in color and occasionally contains light tan or small dark mineral streaks.



POPLAR
A medium density hardwood with a fine, moderate grain pattern. Sapwood color is a white, creamy yellow to green.



RED OAK
A strong, open-grained wood that has a range in color of white, yellow and pink. Pin knots are common in this species.



WALNUT
An elegant, multi-colored hardwood, which may contain small knots and pinholes which natural or light stains accent.



WHITE OAK
A strong, open-grained wood that has a range in color of whitish brown to grayish brown. Pin knots can be common in this species.

WOOD GRADES

PAINT

A paint or budget wood grade allows for many variations in the wood. This grade of wood is the perfect choice for an enamel finish or for dramatic color variations with natural or light stains.



NATURAL

A natural wood grade is a great option for both staining and painting. This grade is a high enough quality that no matter which finish you choose, your cabinets will look beautiful. Minor imperfections inherent to natural wood may be present.



RUSTIC

A rustic wood grade allows for an abundance of character exemplified by dramatic color variation and textural interest. Mineral, heartwood, and knots are common in this grade.



SELECT

A select wood grade is the highest quality wood that we offer. This wood grade is carefully chosen to have the least number of imperfections, with carefully selected, color matched staves. It is highly recommended for natural finishes.





covered bridge
love story

An inventive homeowner utilized Covered Bridge's custom capabilities to create an inviting and beautifully textured living space for her partially color blind husband.



ENAMELS

Covered Bridge Cabinetry offers a selection of premium enamel finishes. Each color is carefully chosen by our team of designers based on the current and upcoming design trends.



CUSTOM COLORS

We understand that sometimes you just can't find that exact color you're looking for. Covered Bridge Cabinetry offers color matching using X-Rite Color Management technology to help you get the perfect color you've been searching for. Our custom color service gives you the option to create a one-of-a-kind color palette for your enamel kitchen cabinets. Simply submit a color sample from any paint manufacturer to your dealer, and we will provide you with a sample door for your approval.



NATURAL	COLONIAL	GARNET	NUTMEG	PURITAN	SPICE	CINNAMON	SABLE
	DAPPLE	TRUFFLE	WILLOW	OYSTER	WREN	GANACHE	DARK ROAST

STAINS

Covered Bridge Cabinetry offers a selection of premium stain finishes. Each color is carefully chosen by our team of designers based on the current and upcoming design trends.





PREMIUM FINISHES

Take your cabinetry a step beyond ordinary with a hand applied premium finish. Each Covered Bridge premium finish will accentuate the intricate craftsmanship, enhance the natural qualities of your selected wood species and further refine which details of your cabinetry come to the forefront of your design. Four glaze colors available.

SHEEN

Our three standard options for sheen help to maximize the beauty of your cabinetry, and make designing your kitchen a breeze. 10°, 20°, and 30°. Our sheen is also fully customizable to suit your style.



CAPPUCCINO BRUSH



BASE



KNICKS & DEPRESSIONS




COTTON HIGHLIGHT



STILE & RAIL

By changing the stile and rail width of one of our 24 door styles, you can embrace your own personal style. Choose a smaller stile and rail width for a classic look, or a larger width for a bolder statement.



EDGE PROFILE

To make your cabinetry one of a kind, Covered Bridge Cabinetry also offers a selection of edge profiles for most door styles, allowing you to create a truly custom look for your home.



Please note that due to the unique design of the following doors, there are no outside edge profiles available: Davidson, Deerfield, Delaware, Hanover, and Marquette.



CAPPUCCINO FULL WIPE GLAZE



OVERSANDING

EMBELLISHMENTS





RANGE HOOD INSERTS

With the Foremost® Professional Series, a commercially styled, heavy duty, high powered insert is now available for use in your home. Foremost makes inserts that are adaptable to fit tapered, chimney, standard and shallow mantle types of wooden hoods made by Covered Bridge Cabinetry, as well as other top manufacturers of kitchen cabinetry.



Covered Bridge Cabinetry is committed to using only the highest quality components when building our cabinetry to give you a kitchen that lasts a lifetime. That's why we've partnered with Blum® to make sure the hardware in your kitchen performs to the highest level every day. Blum® is an industry-leading company in cabinetry hardware manufacturing. By using a manufacturing process that is of the highest quality and precision, Blum® has raised the bar on standards for cabinetry hardware, and has become a trend setter within the industry.



WALL CABINET CONSTRUCTION FEATURES



Top and bottom of wall cabinets are finished for protection and end panel edges are stained to match.

3/4" birch veneer plywood adjustable shelves for stability.

3/4" plywood with birch interior on all sides and your choice of matching hardwood veneer exterior on exposed sides

3/4" solid North American matching hardwood face frame construction, assembled with wood dowels & industrial strength glue

BASE CABINET CONSTRUCTION FEATURES



3/4" solid wood four sided dovetail drawer box with fully captured 3/16" birch veneer plywood bottom

3/4" birch veneer plywood shelf. Metal shelf pins included with every cabinet. Cabinets are shipped with clear locking shelf clips for stability.

3/4" plywood with birch interior on all sides and your choice of matching hardwood veneer exterior on exposed sides

3/4" solid North American matching hardwood face frame construction, assembled with wood dowels & industrial strength glue

1/2" birch veneer plywood floor





COVERED BRIDGE
CABINETRY™

CoveredBridgeCabinetry.com

Product photography has been reproduced
as accurately as printing technologies permit.

To ensure your highest satisfaction,
we strongly recommend you view an
actual sample for best color,
wood grain and finish representation

© 2018 FOREMOST GROUPS, INC.

CB-28 BROCHURE