



Door Styles & Designs


Door Styles



Flat
Slab style door without a raised or recessed panel. Perfect Match for both traditional and contemporary looks.




Tenon
Tenon door is considered one of the strongest woodworking joints for attaching two pieces of wood at 90 degrees.



Miter
Beautiful mitered door assembled by cutting the stiles and rails at a 45-degree angle.



Shaker
Features a flat center panel and square edges. With minimal detailing, shaker is one of the famous door styles.



Molding
From simple to ornate, classic to modern, add an accent with the decorative molding door.


Door Designs

Framed / American Classic
Full-Access / Euro

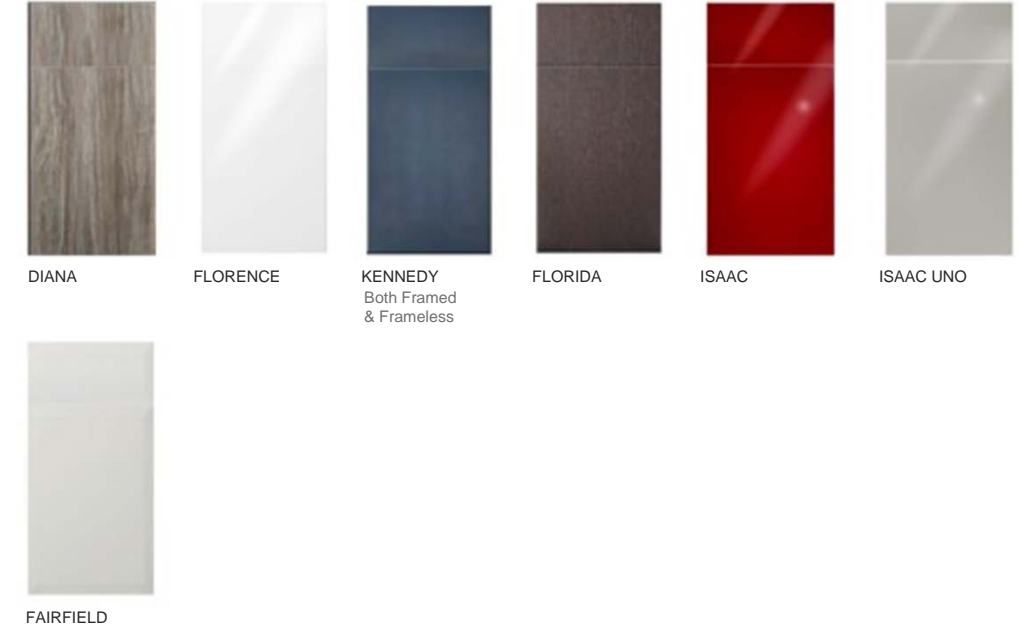
Flat Center Panel

 IMPERIAL	 HUDSON	 JULIA	 ILLINOIS	 IRENE	 IRVINE
 HAMPTON	 KANSAS	 HARRISBURG	 INGLEWOOD	 IRIS	 HOBOKEN
 IOWA	 JACKSONVILLE	 IRVINGTON	 IDAHO	 HANOVER	 JERSEY
 IMMANUEL	 ISABEL	 INDIANA	 FRANCIS Frameless Only	 FARMINGTON Frameless Only	


Raised Center Panel



Flat Door
Continued



Flat Door
Full Access Only
Excluding Hamilton
& Kennedy



Molding Door



Aluminum Door
Full Access Only



Door Finish

Glaze and Hightlight options are also available.
 Actual product colors may vary from colors shown on here.
 We strongly recommend you to view an actual product sample.

Maple



PREMIUM



Colortine On MDF




Cherry



PREMIUM



PET / Textured Melamine



Lacquer



Rift Cut Oak



Thermofoil

