



CUBITAC®

CABINETRY



Inspiration Guide

Let's make your kitchen dreams a reality with a personalized experience, high-quality craftsmanship, and a variety of designs to make your kitchen the heart of your home.

THE *Best* THINGS IN LIFE START IN THE KITCHEN



At the heart of the home, the kitchen is where company gathers over good food, deep friendship, and fine taste. Cubitac Cabinetry takes inspiration from the imagination of hosts and homemakers everywhere, creating inviting spaces built for making memories. See the passion behind our enduring designs, and you soon realize the Cubitac difference.

We source our materials from vendors celebrated for their proven excellence and desirability. Dollar for dollar, we leverage our buying power to pass savings to our customers. With fast lead times, cutting-edge machinery, and streamlined processes, we offer the best price to quality ratio in the nation. Economical fulfillment is a Cubitac signature.

While Cubitac Cabinetry cultivates close ties with the best global suppliers we passionately create local jobs. Our team of highly skilled artisans practice their craft in our impressive facility located in Ridgefield, New Jersey, the town we call home.

Have a question? Contact an authorized Cubitac dealer. We're happy to help you with all of your kitchen inquiries.



YOU *Dream* IT. TOGETHER WE *Create* IT.

1

Get Inspired

A good design starts with inspiration, and we will need you to bring pictures of kitchen design ideas that make your heart sing.

These design elements can come from anywhere, from social media and inspirational websites to your favorite influencers and DIY experts. You can even use magazine photos, material swatches, and paint chips!

Creating a mood or vision board can not only be fun and creative but can really bring your vision to life!

2

Find the Look

It's all in the details! Your kitchen designer will start with your budget and must-have items. This is when you will decide your design aesthetic like cottage, modern, or transitional. Think about what your appliances, walls, molding, tile and trims will look like.

Regardless if you are designing a warm traditional kitchen or a sleek modernized kitchen, each of the design elements will come together with the best cabinets to anchor the look.

3

Plan The Space

Are you hosting a large number of guests regularly? Are you an empty-nester, or do you have a considerable amount of collectibles and accessories?

The answer to these questions will help us to design a space that not only suits your needs, but functions to support your lifestyle in a most pleasing way.

Every added detail is essential to perfecting and actualizing your dream space.

4

Accessory & Add-ons

Now that your kitchen is mapped out, it is a good time to think about accessories and add-ons that enhance the beauty and function of your cabinetry.

Moldings and trims finish off the look and make a statement. Appliance garages hide unsightly gadgets so they blend effortlessly into your decor. Lazy Susans, drawer, and cabinet accessories maximize every inch of your storage capability.

Your kitchen designer can help walk you through the process of picking the best accessories for your needs.



*Wood is a product of nature, and since no two trees are alike, cabinets may vary in color, texture, and grain. Any imagery represented by Cubitac in this Inspiration Guide are simply a representation and not intended to represent precise measurement and color. Images used in this Inspiration guide are either stock, renderings or client images.



1

Get Inspired

DECIDE WHAT SPEAKS TO YOU!

Setting the mood is important, so you'll want to decide if you want a calm and serene space or a bold, engaging space. The mood and color often go hand in hand.

Kitchen inspiration can come from anywhere. The beach, a fond memory, a love of all things retro, a sunset, or even your favorite influencer's kitchen decor are all options. No matter the inspiration or its origins, they should be used to help you create a space that you will love.

Design ideas can come from anywhere! Social media, influencers, and websites are the best places to start. Be sure to bring these ideas to your designer. Social media and websites are the best places to start. We also love pictures, videos, samples and swatches, magazine clippings, favorite textures, plants, and even smells. If you like it and you're inviting it into your space, we need you to share it with your designer.



Madison Latte



Get Inspired

BIG DREAMS NEED A PLAN AND OUR DESIGNERS ARE EXCITED TO LEARN ABOUT WHAT YOU'VE IMAGINED FOR YOUR HOME. WE CAN'T WAIT TO SEE YOUR VISION!

HERE'S WHAT YOU'LL NEED TO BRING TO YOUR DESIGN CONSULTATION

1. BUDGET & SCOPE

Tell us about the kitchen area we are tackling, and the overall budget. What does the room look like now? What is the square footage, also what rooms are above/below, and next to it. Will you be adding or taking away walls, moving electricity, adding fixtures or gas lines? Tell us about your goals and your dreams. We are excited to bring your creation to life!

2. CREATE A WORKING KITCHEN

Kitchens that don't function well are no fun to cook in. So you'll need a good idea of how you envision your space working for you. Start with how your kitchen works now and how you can fix what doesn't work. Maybe your triangle configuration looks more like a rectangle, or your drawer-to-cabinet ratio is too small. Consider organization and entertainment wants and needs. Your designer will help you with the rest.

3. PLAN FEATURES THAT FIT YOUR LIFESTYLE

You must plan for your future lifestyle goals. Does the space match your lifestyle now? If not, you should let your designer know what can improve, should improve, and what your vision for the space is. They need to know if you entertain a lot and require a chef's kitchen, or if you have an accessibility requirement. If you are growing your family, naturally you'll want more storage. If you are a technology lover with a fascination for all things gadget, your kitchen should have that element installed as well. Your kitchen should reflect the stylish function you will need in five years, and not for what you have today.

4. YOUR PERSONAL STYLE

Share all of your inspiration with us, and we'll help you create a kitchen and a home that reflects your journey and inspires your future. From color to texture, what you like, and don't like and any inspiration between, we will help you make choices that bring your personal style to center-stage. Your kitchen designer will help you curate a timeless space that you can live in joyfully.

5. PRIORITIES & MUST-HAVES

You should know in order of importance what you need and require versus what you would like to have. This will help you make the right choices according to your budget and style tastes. Do you need new appliances or do you just want them? If you don't need them, then your budget frees up to make bigger investments on your cabinetry, molding, and accessories which are a lot less likely to get updated or changed after this remodel! The clearer you are about what you can't live without, the better for designing your space, and for maximizing your budget.



Madison Dusk





2

Find the Look

CREATE A SPACE THAT FITS YOUR LIFE:
START WITH FUNCTIONALITY,
THEN ADD PERSONAL DETAILS
THAT ARE UNIQUE TO YOU.

Your favorite colors, textures, personal treasures, as well as remodel pictures from magazines and the Internet will all come together beautifully to create your new space. Share how you plan to functionally use the space with your designer. Then, share your collection of inspirational looks, thoughts on color, and a rough measurement of the space.

Get ready for a unique look that's all you!
For more inspiration visit www.cubitac.com
for our entire collection of cabinets and
accessories.



Belmont Cafe Glaze



Ready... Set... Create!

They call the kitchen the heart of your home for a reason. It is where the most precious of memories are made. Now is the time to embrace the blank slate remodeling gives you! This is the time to make this space the epicenter of your home.

If you've never created a mood board, or if you find it hard to bring together creative ideas, we're happy to help. When we ask you to define your style - we're really just asking you to show us what you like and don't like. These clues provide us insight to your personal style; which your home should reflect. Based on the visuals you provide, we will pair them with a core theme and design from there. Then we will put all of the ingredients together and suddenly, you will have the completely re-imagined, and picturesque kitchen of your dreams!



Classic

Classic styles embrace texture, subtle patterns, ornate details, and warm colors. This style tends to reflect old-world sensibilities as observed in the undertones of the **Dover Shale** cabinetry.



Modern

Sleek, with clean lines, and a monochromatic color palette, this style reflects minimalism and focuses on natural light and materials. The **NEW Madison Midnight** series is the epitome of modern style, and features a 3/4" rail shaker.



Transitional

Traditional and contemporary styles blend to create a fresh, modern look and feel. Balancing luxury and comfort, the **Ridgefield Pastel** is the quintessential shaker style cabinet series that beautifully compliments this aesthetic.



Craftsman

This style is inspired by nature and emphasizes harmony, balance, and fine craftsmanship. The **Dover Café** series works effortlessly with neutral colors and antique accents which are hallmarks of the Craftsman home.



Madison

The Madison is our modern shaker style series that will showcase your culinary creations with ease.

Available in three colors with a 3/4" rail shaker, this collection is versatile, and subtle in its styling which lends itself to a wide variety of decor themes. It has a sophisticated look with a modern appeal.

Madison Dusk features a warm-neutral tone that is inviting, charming, and suited to clean lines as well as neutral palettes or pops of color.

Madison Latte offers a distinctive backdrop with a crisp white finish. Timeless in appeal, this color is ideal for modern, sleek kitchens, or as a clean backdrop for kitchens, looking for a neutral update.

Madison Midnight is a modernist dream and it features a rich, black color that which highlights the depth and craftsmanship of the style. Melding tradition and style, this color finish is ideal for upscale and sophisticated decor.

Elevate your design by adding design accents and create the fully-functional and working kitchen of your dreams with the perfect accessories. See page 37 and ask your designer for more details.



Madison Midnight



Madison Dusk



Madison Latte



Madison Midnight



Madison Latte



Madison Dusk

Sofia

Timeless, elevated style shines brightly with the Sofia series. It features heightened craftsmanship with a luxurious look, and both with traditional and stately design lines.

Elegantly appointed, Sofia is available in three hand-glazed finishes. This classic design features a white-painted finish and a raised center panel which makes it the perfect choice for a variety of styles.

Sofia Caramel is a warm-toned, caramel hand-glazed finish that evokes a quiet, yet classic look that and is ideal for cottage, farmhouse, or traditional kitchens.


Sofia Pewter has a light pewter tone which gives it a dusty, yet well-loved vintage vibe. It is especially suited for cottage and traditional kitchens due to its distinctive, welcoming look.

Sofia Sable is a deep, sable tone that heightens the overall look, taking this traditional style to a refined, or perhaps even almost bespoke level.

Ask your designer how you can incorporate accessories that increase storage, and organize your pantry, or how you can add sophisticated finishing touches to your dream kitchen. Design accents and more can be found on page 37.



Sofia Caramel Glaze



Sofia Pewter Glaze



Sofia Sable Glaze



Sofia Caramel Glaze



Sofia Sable Glaze



Sofia Pewter Glaze

Bergen

Stately and elegant, the Bergen series is designed to increase open space and offers a rich, classic design that is elevated and subtly influential, evoking luxury and legacy.

Available in two colors with a gleaming satin finish that feels as good as it looks, the Bergen series features high craftsmanship, shaker style doors and strong, clean lines.

Bergen Shale is a dark, warm wood tone that highlights natural materials and colors. This series blends well with rustic and traditional kitchens as well as brighter, contemporary furnishings.

Bergen Latte is bright, airy and friendly in nature working well with transitional, classic and contemporary kitchens alike, creating a neutral backdrop that highlights your personal flair.

See page 37 to stylize your kitchen by adding design accents and increase your storage capabilities with cabinet and drawer accessories. Ask your designer for more details.



Bergen Shale



Bergen Latte



Bergen Shale



Bergen Latte

Belmont

Exceptional on every level and decadent in European influence, the Belmont series is rich in old world, well-traveled sensibility with a luxurious look.

The high-quality craftsmanship shines with solid wood construction, elegantly carved corbels and moldings. The traditional style lines are graceful, dignified and comfortable, reminiscent of manor homes and chateaus.

Belmont Cafe has a handsome, deep chocolate hand-glazed finish highlighting the cabinet's detailing, and setting the mood of this authentic feeling, traditional kitchen which blends beautifully with premium materials and appliances.

See page 37 for exciting design accents and accessories that will elevate your design and heighten your organization. Ask your designer for more details.



Belmont Cafe Glaze



Dover

The Dover series is elegantly engineered to create an open flow, and features clean styled lines and wooden, shaker-style doors. This series amplifies and highlights space in a comforting and easy way.

The gleaming satin of the **Dover Latte** finish brings a light, airy, and joyful personality into the kitchen, meanwhile complimenting the classic and contemporary styles with a fresh and clean look.

With the lustrous finish and rich tone of the **Dover Cafe** style cabinetry highlighting the wood's natural grain, it harmoniously anchors rustic, transitional, and/or traditional kitchens.

Dover Shale brings out the wood grain with a luminous finish that gives the dark tone a more contemporary edge, making it a perfect choice for transitional, traditional and modern kitchens.


Ask your designer how you can incorporate accessories that increase storage, organize your pantry, or even how you can add sophisticated finishing touches to your dream kitchen.



Dover Latte



Dover Shale



Dover Cafe



Dover Cafe



Dover Latte



Dover Shale

Milan

The Milan series is a contemporary, and refined design with a decidedly upscale feel and minimalist approach. Featuring a timelessly simple design, these cabinets are the perfect canvas to showcase your personality.

Within the **Milan Shale**, you find a dark, satin, and sophisticated finish that is nuanced and blends seamlessly in rustic, transitional, or traditional kitchens that simultaneously can work well with contemporary decor.

Milan Latte is a bright, minimalist satin lacquer finish that is inspired by chic, modern Italian design. Truly a blank canvas, this style is versatile and works with a variety of upscale, modern kitchen styles.

Organize your kitchen and personalize it with accents and design details as seen on page 37. Your designer can show you what will compliment your cabinetry choices.



Milan Latte



Milan Shale



Milan Latte



Milan Shale

Newport

In perfect harmony, the Newport series blends tradition, elegance and modern elements to create an effortless style that stands apart from the rest. Featuring raised front panels and design lines that sing, this series has an understated, yet expensive-feeling flourish.

Newport Latte has a clean, white-painted finish that promotes a sense of peace and tranquility reminiscent of a cozy cottage that has been timelessly rooted in tradition and Grandma's recipes.

Crafted from solid wood, **Newport Cafe** has a warm and inviting undertone that instantly feels anchored in traditional or rustic styles, yet looks equally at home in classic styled kitchens.

Elevate your design by adding design accents as seen on page 37 or maximize your storage capabilities with unique accessories. See your designer for more details.



Newport Latte



Newport Cafe



Newport Latte



Newport Cafe

Ridgefield

Delivering a versatile classic look, the Ridgefield series features quality details without sacrificing your budget. Recessed drawer fronts and panels are a tried-and-true backdrop for you to create the kitchen of your dreams.

Ridgefield Latte is a clean, white finish that helps even the smallest space feel larger and works seamlessly with the traditional or transitional kitchens.

Refreshing and alluring, the **Ridgefield Pastel** has a harmonizing finish with light gray undertones that reflect a subtle, charming elegance and is at home in a variety of kitchen styles.

Incorporate accessories that increase storage to help you create an efficient kitchen. You can even add decorative elements to truly make it your own. See page 37 or ask your designer for more information.



Ridgefield Latte



Ridgefield Pastel



Ridgefield Latte



Ridgefield Pastel

Oxford

Reflecting a more classic feeling, the Oxford series is at once modern and traditional and features quality details without sacrificing your budget. Recessed drawer fronts and panels provide dimension and interest to your kitchen.

Generate the feeling of space with the **Oxford Latte** featuring a clean, white finish that feels expensive and works seamlessly with traditional or transitional kitchens.

Oxford Pastel has light gray undertones and a subtle finish that feels calming, ambient, and reflects a refined, as well as chic kitchen.

Stylize your kitchen with design accents as seen on page 37. You can even personalize the inside of your cabinets with unique and specialized accessories that increase storage and improve organization. Ask your designer for more details.



Oxford Latte



Oxford Pastel



Oxford Latte



Oxford Pastel



3

Make a Plan

CREATE A SPACE THAT WORKS FOR THE WAY YOU LIVE.

When you are remodeling a new space or planning a new kitchen, you need to understand how you use it, what works, and what doesn't work. The real beauty of a new kitchen isn't just how it looks, it's how it functions as the heartbeat of your home. Consider everything from energy saving appliances, efficient food prep and work zones, to cleaning and stain resistant surfaces, lighting, windows and doors, traffic patterns, technology hubs and storage needs.

Think about those things in the context of now and later. Will this space serve you as well in 5 or 10 years? Taking the time to plan now will save you later. As you work with your designer, they will be there to guide you, and when the plan is complete, you'll be thrilled that you created one!



Newport Latte




Milan Shale

DETAILS ARE YOUR KITCHEN'S BEST FRIEND

Details matter, especially when you're making big changes to your home. Think about your life plan and about whether or not they include children, extended family members, guests or friends. You might even think about how close you may be to up sizing or downsizing your life. What do you think your needs might be in the future? Your kitchen might need more storage or technology and entertainment hubs - even if you're thinking of downsizing simply because that is important to the next generation. These details matter and genuinely include everything from the walls to your wallet, and everything in between. When you meet with your designer, these details will help them guide you to a plan that will work for you.





ACCURATE MEASURING IS CRITICAL

You must arrive prepared at your first design consultation with accurate measurements. It is a critical element to your planning. Every fraction counts from maximizing your space efficiency to making sure that what you order actually fits where it's supposed to go. There are plenty of videos and step-by-step tutorials if you need a guiding hand. Your contractor may also be able to help with this.

W: _____ × L: _____ = _____ sq. ft.

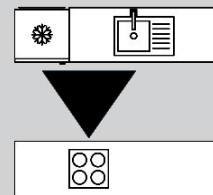


Work the Triangle

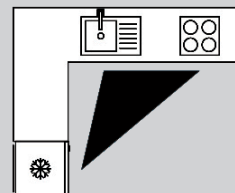
Did you know effective kitchens have triangle workflows? Your designer can help you create a seamless work zone, giving you plenty of space to cook while your guests sip wine, and marvel at your gorgeous cabinets.

The Triangle is created by placing the three most important elements in the kitchen equidistantly. When spaced correctly, the stove, sink area, and refrigerator, transform the kitchen into a pleasurable, convenient and efficient cooking space.

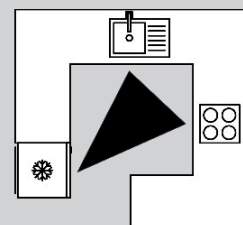
PARALLEL KITCHEN



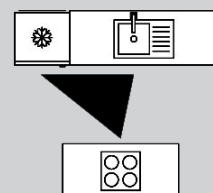
L-SHAPED KITCHEN



G-SHAPED KITCHEN



ISLAND KITCHEN



Plan Your Space

AVOID THESE KITCHEN DESIGN MISTAKES





NOT ENOUGH STORAGE

No matter how small your kitchen is, you need plenty of built-in storage! Think about how much stuff is in your kitchen right now. Appliances, gadgets, food, the junk in the drawer, spices, dinnerware, glasses, mugs; think of everything. You have more in your kitchen than you realize now, what about later? Poorly designed kitchens don't have enough storage, and that leads to clutter, which subsequently leads to a mess. If you think you have enough storage, consider more.

POOR LAYOUT

For your kitchen to work for you, it must be properly laid out. This means, your triangle is in place. The triangle layout system works in every kitchen! If you sacrifice this layout, you won't move around your kitchen as comfortably which can make reaching things more difficult. When you're not comfortable in your kitchen, are you really comfortable in your home? See page 37 for proper triangle layouts.

INSUFFICIENT WORKSPACE

Remodel your kitchen with your workspace in mind. Make it as large as possible so you have plenty of room to create good memories and delicious food.

POOR LIGHTING

Poor lighting is a mood dimmer; don't let your kitchen feel gloomy and dark. Make sure you budget well, perhaps even for additional lighting in an effort to brighten up your space whilst making food prep a cinch.

TOO TRENDY

Design and style your kitchen with your personality and your future in mind. If you go for a trendy look or color that you love today, think about what happens in 5 years when it's not so trendy anymore. Homes with neutral colored kitchens typically contribute to a better sale than kitchens that are too trendy.

FORGETTING ABOUT GARBAGE

We know you embrace sustainability and recycling, and your kitchen needs to reflect that. Managing the trash properly and efficiently requires a plan, and adequate space to execute it. Don't forget to plan for all of your local municipal requirements as well as your ambitions.

IGNORING THE PANTRY

Every kitchen should have a pantry. Not only is it easier to access the items you need, but it also helps you budget and repurchase more accurately. This aids in keeping your meal planning in check too. It doesn't matter how often you shop or how big your pantry is, you don't want to go to the garage for a can of tomato sauce.



4

Accessorize

ADD TIMELESS FLAIR AND METICULOUS FUNCTION WITH THE PERFECT SOLUTIONS

Moldings, trims and artful details add charm and personality to your kitchen.

Rev-a-shelf accessories will help you transform your kitchen into a hotbed of activity. Available in a wide selection of options, Rev-a-shelf will bring your cabinetry to life making every item easy to find and to access.

A beautiful kitchen remodel loses its charm when it doesn't function for you. All of your storage planning will be wasted if you don't consider how to store your things ahead of time. Think about your drawers and what will keep them organized. How will you be able to utilize the corner cabinet if you don't have an accessory to maximize the awkward space? There are so many things to store, including your recycling and garbage. Everything from appliances and spices to gadgets, dinnerware, cookware, glassware and more.





DETAILS MAKE THE SPACE PERSONAL

Rev-a-shelf accessories unlock the quest for an organized kitchen and home. Your home should create the ease you need to make your daily tasks easier. If your kitchen is organized then cooking, entertaining, and even cleaning it is a breeze. Thoughtful accents and accessories make all of this possible. There should be a place for things you use every day, and a place for the platter that comes out twice a year. Every minute you are not spending looking for the potato peeler is a minute saved for you.

DRAWERS

Integrate dividers and inserts inside drawers to keep your items organized, clean, and easy to find. Bread drawers and other solutions are available.

LAZY SUSANS

That awkward corner needs a blind corner built-in. Your spices need order for easy visibility and access. Pretty pull-outs, integrated D-shape, and full circle Lazy Susans provide a functional space.

BLIND CORNERS

Make every inch more useful with smarter solutions for blind cabinet corners designed to prioritize space, ease of access, and graceful kitchen integration.

GARBAGE SOLUTIONS

Achieve all of your recycling and sustainable efforts and a tidy kitchen with a proper trash and recycling center while keeping them cleverly disguised.



APPLIANCE GARAGES

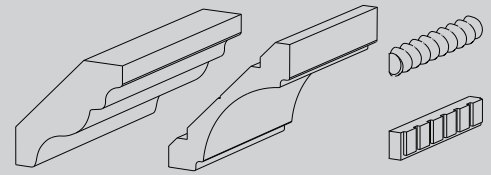
All of your favorite appliances and gadgets need a place to park when not in use. Maximize under-counter space and keep them out of sight, but within easy reach with built-in garages.

ROLL-OUTS & TILT-OUTS

Outfit base units with drawers and sliding shelves, sink trays that hold sponges and scours, and runners that are designed to hold pots and pans. Make every inch of space usable and functional.

Moldings

Moldings give your cabinets and kitchen a finished look. They provide more than an architectural accent, they define the attitude of your space and complete the look.



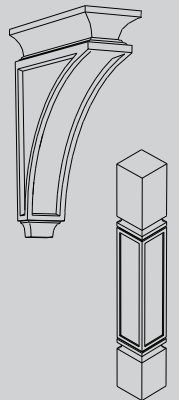
Fillers

Fillers are made of finished wood and close or fill gaps, openings, or spaces between cabinets. These gaps are unsightly or may prevent cabinets or drawers from functioning correctly. Fillers may be necessary to complete your installation if your kitchen has any uneven walls, tight spaces, or corners.



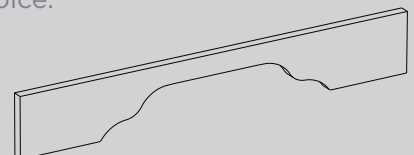
Posts & Corbels

Decorative posts and corbels add flair and style to your kitchen. They can turn bland to elegant and sophisticated while adding an element of upscale design.



Valances

Valances add an impactful statement to any kitchen, and are available in varied sizes to suit your space and style choice.





CABINETS THAT ARE **DESIGNED STRONGER®**

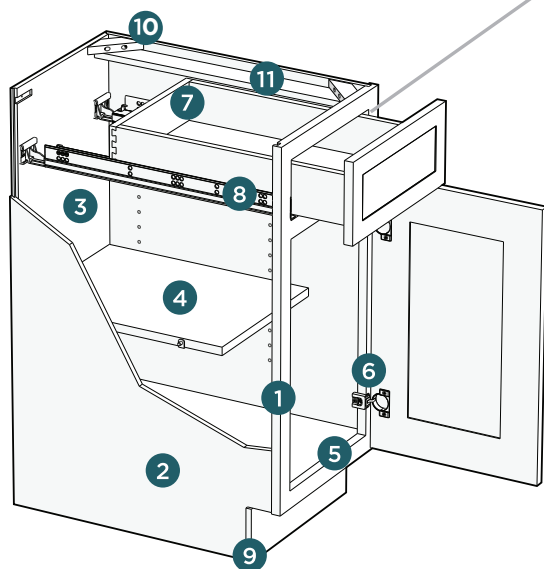
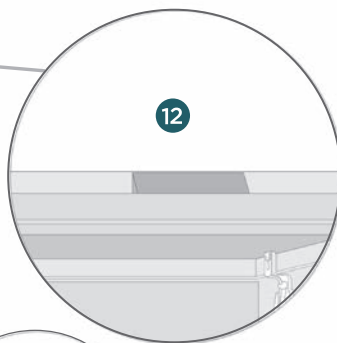
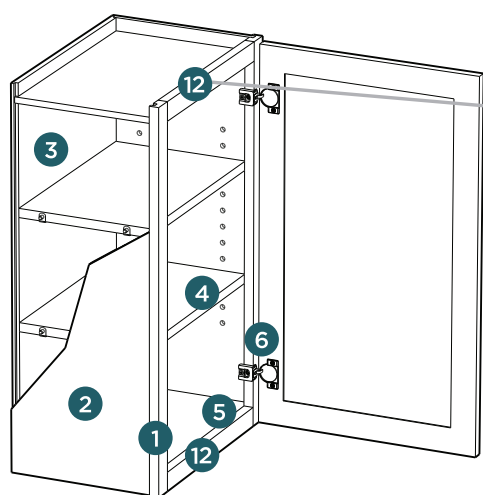
CELEBRATING 12 YEARS

When you choose Cubitac Cabinetry for your new kitchen, you've picked a trusted partner with 12 years of experience and of dedication to quality and community. We take pride in providing stock and semi-custom options you can count on whilst delivering attentive customer service. The value of Cubitac Cabinetry is immeasurable. We offer a variety of options in construction, materials and drawer/cabinet closures as well as a full range of decorative accents and the Rev-a-shelf storage systems. We'll help you create a space that will impress for years to come. We understand you are investing in the heart of your home, and we strive to give you the very best each and every time.

WOOD AND FINISHES AGE; IT'S ONLY NATURAL

In order to ensure all items come with the exact same appearance as initially requested, be sure to order all items at the same time. This detail is important due to the fact that the wood grains age in various ways and times. One piece of wood, after staining for instance, will appear different than a separate piece of wood stained at a later point in time.

Variations in wood grains in their natural state and when finished vary, so be sure to order all components of your cabinets at the same time. This way, they will match, as items ordered separately may not come from the same lot of materials and could therefore look different.



Cabinet Specs

1	1 1/2" Wide x 3/4" thick Solid Wood Face Frame
2	1/2" Veneered plywood side panels Dovetail grooved into Face Frame
3	1/2" Veneered plywood back with natural finished interior
4	3/4" Veneered plywood full depth adjustable shelf with matching Dedge Banding (base cabinet shelf depth 18")
5	Floor is flushed with the frame
6	Concealed 6-way adjustable Soft-Close Hinge
7	5/8" Dovetail Solid Wood Drawer Box
8	Full extension Soft-Close under-mount Slides
9	1/2" Veneered plywood Toe Kick Matches exterior finish
10	Wooden Corner Brackets added for additional strength and stability
11	I-Beam 1/2" plywood to support the cabinet
12	Wooden Corner Blocks added to top and bottom of cabinet for additional strength and stability



CUBITAC®
CABINETS

4 Bell Drive, Ridgefield, NJ 07657
P: 201-464-2000 | **F:** 201-464-2200
orders@cubitac.com
www.cubitac.com